

As part of our commitment to continuously update and enhance our Fundraising system, we recently made the following enhancements to the Artez Platform.

 **Peer-to-Peer Team Pages Added**

 **Peer-to-Peer Corporate Team Pages Added**

## Peer to Peer Template Team Pages

*This is a BETA release. Users may experience issues when using the editor or viewing the live pages. Additional functionality will be added in future sprints.*

We have added Team Pages to the Peer-to-Peer template. Admin users now can edit the default team page look and feel in the Panorama Event Builder. Teams will now get the updated functionality as well as a new look and feel for their team pages. Team Captains still can add a personalized message, pictures and a video. All live pages are Mobile Responsive. These pages are setup and edited exactly like the Participant Page.



**Fundraising Section**  
Amount Raised  
Fundraising Goal  
Donate Button  
Social Share Button

**Event Information**  
Displays the Event Name, Event Start & End Date, Add to Calendar Option and Location Information

**Message Board**  
Displays messages left for the team as well as donations made to the team. Settings can be adjusted in the Event Builder.

**Join Team Button**

**Team Story**  
This can be added by the Admin and overwritten by the Team Captain.

**Team Members Section**  
Displays all the Team Members who are registered for the Team. Sort by option allows sorting by Amount Raised (default) and Alphabetical.

**Media Section**  
Displays Images and a Video. These can be added by the Admin and overwritten by the Team Captain.

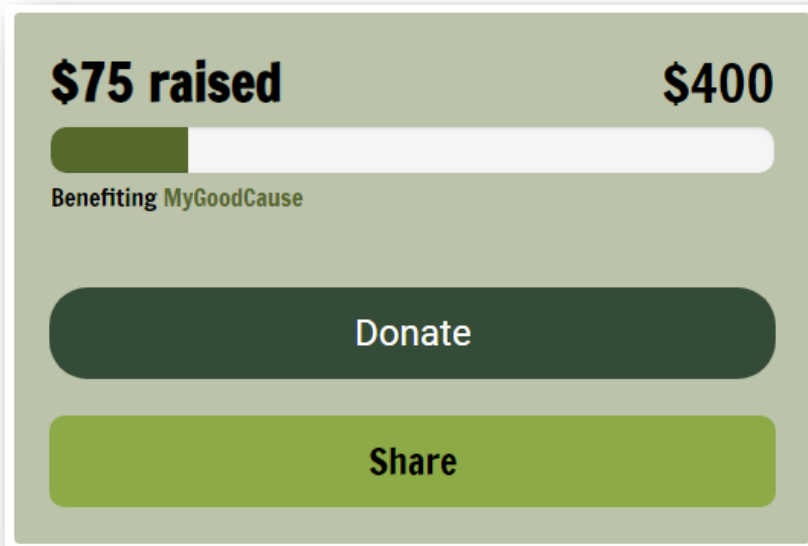
## Fundraising Section

The Fundraising Section displays:

- Progress Bar with Amount Raised and Team Goal
- Donate button
  - Donate button directs the user to the donation form with the Team pre-selected as the solicitor.
- Social Share button
  - Share button displays options for sharing the current Team Page. Facebook, Twitter and Email sharing options.



This section is sticky and will stay in view when the user scrolled down the page.



## Team Section

The section will list:

- Team Name
- Team Members
- Progress Bar
- Amount the Team Member has raised
- Clicking the Team Members Icon will redirect you to their Participant Page

The Team Captain will be marked with a “C” Icon. This Icon color can be independently changed in the Panorama Event Builder in Theme.


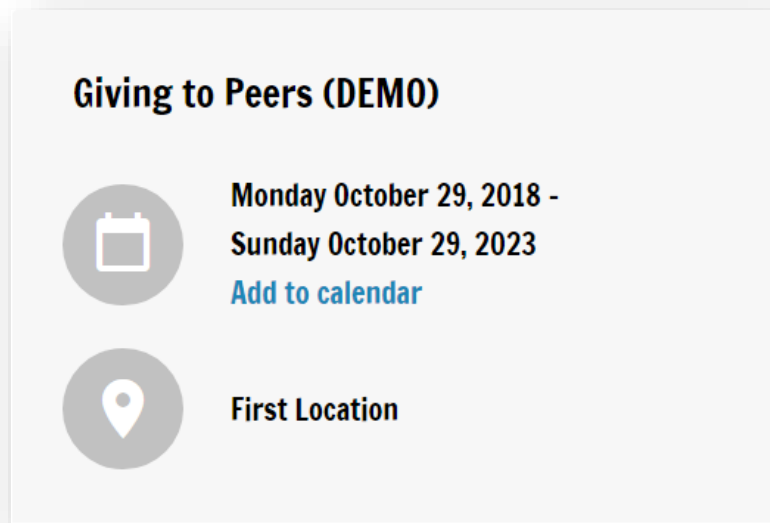
The screenshot displays a 'Team Members' section with a 'Sort by' dropdown menu. It lists four team members: Matt Damon (Team Captain), John J, John B, and John K. Each member's entry includes a circular icon with their initials, their name, the amount they have raised, and a progress bar. Matt Damon has raised \$5.00 and has a total of \$1,000.00. John J has raised \$25.00 and has a total of \$400.00. John B has raised \$5.00. John K has raised \$0.00. At the bottom, there are navigation arrows and page numbers 1 and 2.

Initials	Name	Amount Raised	Total
MD	Matt Damon <sup>C</sup>	\$5.00 raised	\$1,000.00
JJ	John J	\$25.00 raised	\$400.00
JB	John B	\$5.00 raised	
JK	John K	\$0.00 raised	

### Event Details Section

The Event Details Section displays information about the event and location the Team has registered for. It displays:

- Event Name
- Event/Location Start and End Date
- Add to Calendar Option (Apple, Google, Outlook, Yahoo)
- Location Name registered for

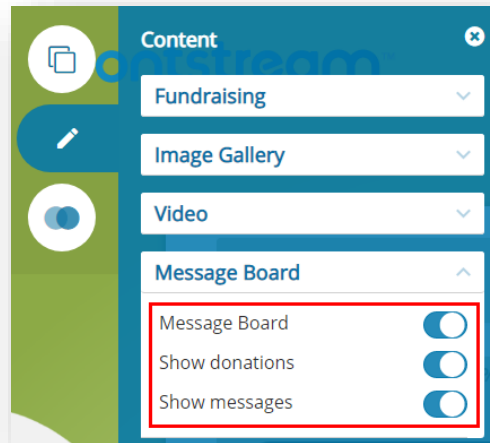


## Message Board

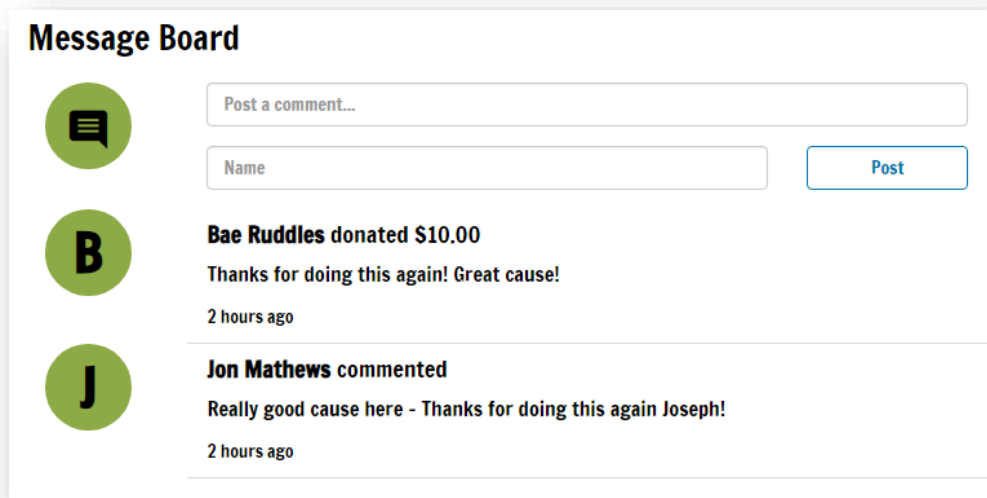
The Message Board can be enabled/disabled, and settings changed in the Panorama Event Builder. Setting Options are:

- Message Board Enabled or Disabled
- Show Donations made to the Team on the Message Board Enabled or Disabled
- Show Messages on the Message Board Enabled or Disabled

Note: You Must have either Messages or Donations Enabled if the Message Board is Enabled. You cannot have the Message Board Enabled and both Messages and Donations Disabled.



The Message Board will appear on the Team Page and users will have the option to leave messages on the Team Page directly or during a donation to the Team.



### Things to Note:

- Page Message, Images and Video added in the Fundraising Hub will appear on the new Team Pages.
  - Only one Video will display per Team Page (Future Sprints will build out a new Fundraising Hub Experience).
- Profile Picture functionality will be added in a future sprint.
- Team Goal must set for the Progress Bar to appear in the Fundraising Section.

## Peer to Peer Template Corporate Team Pages

*This is a BETA release. Users may experience issues when using the editor or viewing the live pages. Additional functionality will be added in future sprints.*

We have added Corporate Team Pages to the Peer-to-Peer template. Admin users now can edit the default Corporate team page look and feel in the Panorama Event Builder. Corporate Teams will now get the updated functionality as well as a new look and feel for their pages. Corporate Team Captains still can add a personalized message, pictures and a video. All live pages are Mobile Responsive.

The screenshot shows a corporate team page for 'Support Corporation Affiliation'. The page includes a fundraising section with a progress bar showing \$265 raised of a \$300 goal, a 'Donate' button, and a 'Share' button. Below this is a 'Join Team' button. A 'Corporate Team Story' section contains an inspirational quote. A 'Members' section lists team members with their individual fundraising amounts and a total team goal. A 'Message Board' section displays messages and donations. A 'Media Section' features a video player with a video titled 'THE GOOD YOU'RE DOING IS CHANGING THE WORLD'. Callout boxes provide details for each of these sections.

**Fundraising Section**

- Amount Raised
- Fundraising Goal
- Donate Button
- Social Share Button

**Join Team Button**

**Corporate Team Story**

This can be added by the Admin and overwritten by the Team Captain.

**Corporate Team Affiliates Section**

Displays all the Individuals and Teams that are Affiliated to the Corporate Team. Toggle between Individual and Team. Displays Amount Raised, Goal, Progress Bar, Name Icon that links to the appropriate page and the name or team name of the affiliate. Sort by option allows sorting by Amount Raised (default) and Alphabetical.

**Message Board**

Displays messages left for the corporate team as well as donations made to the corporate team. Settings can be adjusted in the Event Builder.

**Media Section**

Displays Images and a Video. These can be added by the Admin and overwritten by the Corporate Team Captain.

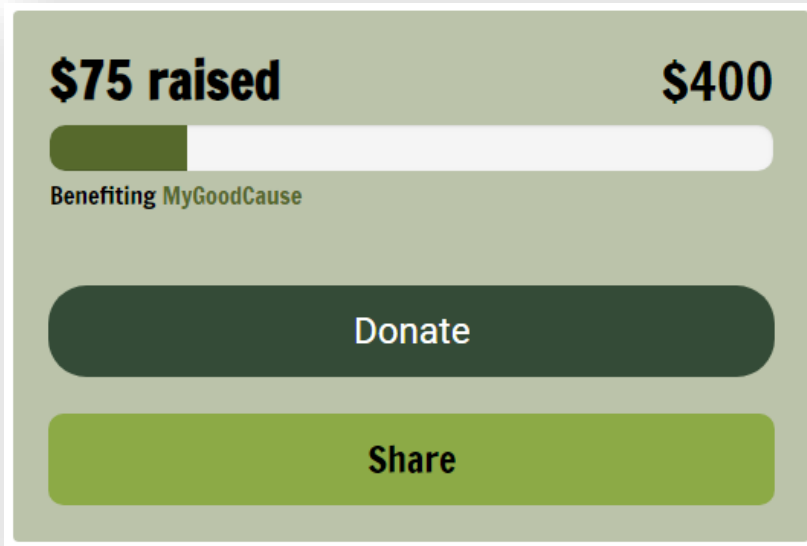
## Fundraising Section

The Fundraising Section displays:

- Progress Bar with Amount Raised and Corporate Team Goal
- Donate button
  - Donate button directs the user to the donation form with the Corporate Team pre-selected as the solicitor.
- Social Share button
  - Share button displays options for sharing the current Corporate Team Page. Facebook, Twitter and Email sharing options.



This section is sticky and will stay in view when the user scrolled down the page.



### Corporate Team Section

The Corporate Team Section only appears if the Corporate Team has affiliated Participants or Teams. The section will list:

- Individual/Team Name
- Amount the Team Member has raised
- Progress Bar
- Clicking the Individual/Team Circle Icon will redirect you to their Participant Page

The Team Captain will be marked with a “C” Icon. This Icon color can be independently changed in the Panorama Event Builder in Theme.

Individual/Team Name	Amount Raised	Goal Amount
Morgan Freeman	\$50.00 raised	\$400.00
John C	\$25.00 raised	\$300.00
John N	\$0.00 raised	

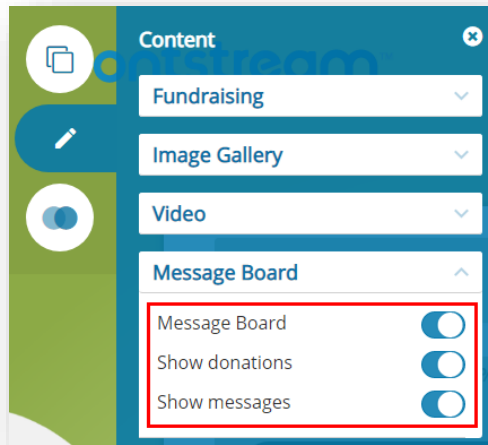


## Message Board

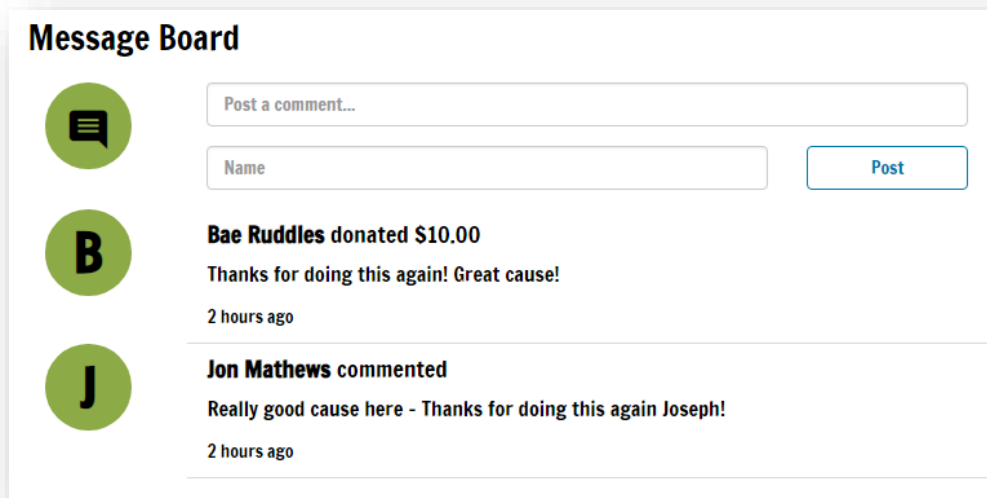
The Message Board can be enabled/disabled, and settings changed in the Panorama Event Builder. Setting Options are:

- Message Board Enabled or Disabled
- Show Donations made to the Corporate Team on the Message Board Enabled or Disabled
- Show Messages on the Message Board Enabled or Disabled

Note: You Must have either Messages or Donations Enabled if the Message Board is Enabled. You cannot have the Message Board Enabled and both Messages and Donations Disabled.

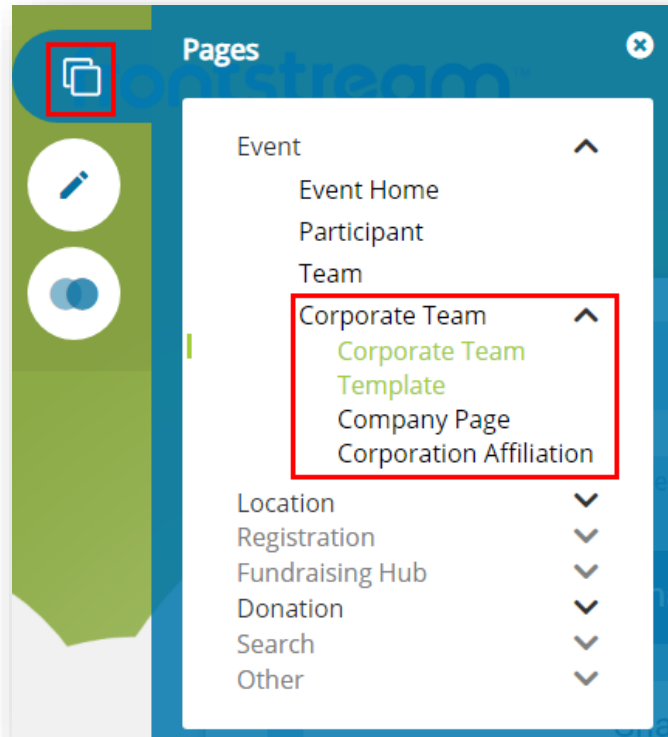


The Message Board will appear on the Corporate Team Page and users will have the option to leave messages on the Corporate Team Page directly or during a donation to the Corporate Team.



## Editing Corporate Team Pages in the Event Builder

Corporate Teams can be edited in the Panorama Event Builder like Locations. You have a Master Corporate Team Page for the Admin to Edit that will makes changes to all the Corporate Team Pages that have not been updated individually. Added Content can be Locked or Unlocked. If Unlocked, edits can be made to individual Corporate Team Pages. The Admin User also can access a specific Corporate Team Page in the Event Builder and make edits. The Corporate Team Captain can also make changes to the Story, Images and Video in the Fundraising Hub (Fundraising Hub will be enhanced in future releases).



### **Things to Note:**

- Page Message, Images and Video added in the Fundraising Hub will appear on the new Corporate Team Pages.
  - Only one Video will display per Corporate Team Page (Future Sprints will build out a new Fundraising Hub Experience).
- Profile Picture functionality will NOT be added in a future sprint.
- Corporate Team Goal must be set for the Progress Bar to appear in the Fundraising Section.

### **Bug & Minor Enhancements:**

- Resolved an Issue with Mobile Registration Not Loading if “Show Accept Waiver” was enabled for Proxy Registrations
- Resolved an Issue on Mobile Registration where Scoreboard Consent was not saving even if Consent was Given.
- Resolved an Issue where the Welcome Back Page on Retuning Registration gave an Error if the Back Button was Pressed.
- Updated our Integration to the Bambora Gateway to not require Phone Numbers.