

As part of our commitment to continuously update and enhance our Fundraising system, we recently made the following enhancements to the Artez Platform.

This is a BETA release. Users may experience issues when using the editor or viewing the live pages. Additional functionality will be added in future sprints. The Fundraising Hub will not be completed after this release. It is not fully functional.

- ❖ **Peer-to-Peer Fundraising HUB – Profile Page**
- ❖ **Peer-to-Peer Fundraising HUB – Cash & Check**
- ❖ **Peer-to-Peer Fundraising HUB – Sign in with Facebook**
- ❖ **Peer-to-Peer Fundraising HUB – Forgot Password**

Peer-to-Peer Fundraising HUB – Profile Page

We have updated the Fundraising Hub Profile Page. This page allows registrants to view and update all their registration information. It is Mobile Responsive.

The screenshot shows a user profile page with the following elements:

- Profile Picture:** A placeholder image of a man with a camera and trash icons. A callout bubble says "Add and Edit your Profile Picture".
- Form Fields:**
 - Title:** A dropdown menu with "Selec" and a downward arrow.
 - First name *:** A text input field containing "Don".
 - Middle name:** An empty text input field.
 - Last name:** A text input field containing "Vantro".
- Location Selection:** Two buttons labeled "Home" and "Work".
- Address *:** A text input field containing "215 Spadina Ave".
- City/Town *:** A text input field containing "Toronto".
- Province/State *:** A dropdown menu with "Ontario" and a downward arrow.
- Country *:** A dropdown menu with "CANADA" and a downward arrow.
- Postal/Zip Code *:** A text input field containing "M5T 2C7".

A callout bubble on the right side of the form says "Edit your personal information".

Change your Language Preference

Email * Phone number *

Language Preference *

- I give MyGoodCause permission to contact me by mail (post).
- I give MyGoodCause permission to contact me by email.
- I give MyGoodCause permission to contact me by phone.
- I allow the general public to donate on my page.
- I give permission to appear on the top fundraiser scoreboard.

Edit your Permission Questions

Change you Password

Change Password

New password Confirm new password

Connect this User with a FaceBook Account for Future Logins.
You can also Disconnect from FaceBook here if currently connected.

 Connect With Facebook

View and Edit your Survey Questions

Survey Questions

T-Shirt Size

Are you Over 18 Years Old? *

Parent/Guardian Name *

View and Edit your Corporate Team Affiliation

Team Captain Questions

Are you a Returning Team Captain?

Yes
 No

Team Info

Affiliate with a corporate team

Allow the general public to sponsor team.
 I give permission for my team to appear on the top team scoreboard.

Save your Profile Information.

Save

Peer-to-Peer Fundraising HUB – Cash & Check

We have updated the Fundraising Hub Cash & Check functionality. Registrants can now easily add, manage and pay their Cash & Check donations. It is also mobile responsive.

Manage Cash & Checks Page

Manage cash or check donations Add Donation

Unpaid donations Pay

<input type="checkbox"/>	Name	Type	Date Added	Donation
<input type="checkbox"/>	Katie Tasfar	Family/Friend	May 16, 2019	\$5.00
<input type="checkbox"/>	Manner Residence (Team)	Event/Cash lump sum	May 16, 2019	\$15.00
<input checked="" type="checkbox"/>	Steve loPless	Family/Friend	May 16, 2019	\$20.00
				Total: \$40.00

Paid donations

Name	Type	Date Paid	Donation
Tan Gress	Family/Friend	May 16, 2019	\$15.00
William Rocks	Family/Friend	May 16, 2019	\$50.00
			Total: \$65.00

Callouts:

- Add a New Donation:** Points to the 'Add Donation' button.
- Unpaid Donation List:** Points to the unpaid donations table.
- Paid Donation List:** Points to the paid donations table.
- Pay a Donation with a Credit Card once a donation is selected:** Points to the 'Pay' button.
- Selected Donation:** Points to the checked row in the unpaid donations table.

Add a Donation (Family/Friend)

Add donation

Donation from: Friend/Family Event/Cash lump sum

Donation amount: * Choose Donation Amount

Team donation If a Team Member this option will associate the donation to your team.

Title First name * Middle name Last name

Home Work

Address * City/Town *

Province/State * Country * Postal/Zip Code *

Email * Phone number *

Callouts:

- Choose Donation Type Friend/Family Lump Sum:** Points to the 'Friend/Family' button.
- Choose Donation Amount:** Points to the 'Donation amount' input field.
- Enter Contact Information:** Points to the 'Address', 'City/Town', 'Province/State', 'Country', 'Postal/Zip Code', 'Email', and 'Phone number' fields.
- If a Team Member this option will associate the donation to your team.:** Points to the 'Team donation' checkbox.

Language Preference Selection.

Language Preference *
English

Donor Listing Permissions.

Display my name on the donor listing.
Donation name:

 Display my donation amount on the donor listing.

Add donation

Finish and Add the Donation.

Add a Donation (Lump Sum)

Add donation

Choose Donation Type Friend/Family Lump Sum

Donation from:
Friend/Family Event/Cash lump sum

Name to be associated with the donation.

Funds collected from: *
Manner Residence

Donor Listing Permissions.

Display my name on the donor listing.
Donation name:

 Display my donation amount on the donor listing.

Note: No receipt will be sent out for this donation.

Donation amount: *
\$15.00

Choose Donation Amount

Team donation

If a Team Member this option will associate the donation to your team.

Add donation

Finish and Add the Donation.

Paying Cash & Check Donations

Selected donations to be paid.

Total of donations to be paid.

Credit Card Information Collection.

Google ReCaptcha Security.

Complete the Payment.

Pay

Tan Gress	Family/Friend	May 16, 2019	\$15.00
William Rocks	Family/Friend	May 16, 2019	\$50.00
			\$65.00
			Total: \$65.00

Payment Information

Cardholder Name *

Card Number * Card Security Number *

?

Expiration Date *

Select a month ▼

Select a year ▼

I'm not a robot

reCAPTCHA
Privacy - Terms

Your card will be charged \$65.00

Things to Note:

- The option to pay unpaid donation with a credit card can be enabled/disabled in the Event Settings
- Cash & Check Donations can be enabled/disabled in the Event Settings (Family/Friend & Lump Sum)
- Team Cash & Check Donations can be enabled/disabled in the Event Settings (Family/Friend & Lump Sum)
- This functionality is fully functional on Mobile Devices

Peer-to-Peer Fundraising HUB – Sign in with Facebook

We have updated the Login page of the Artez 2.0 Application to include the ability to sign in with your Facebook credentials. If the user linked their account to FaceBook during registration, they can easily sign in to the Fundraising Hub with their FaceBook Credentials.

If currently signed into FaceBook and a registrant in connected to FaceBook, clicking “Sign in with FaceBook” will log the user in and direct them to the Fundraising Hub Dashboard.

If not connected the user will be prompted to enter valid FaceBook credentials.

The screenshot shows a login form with the following elements:

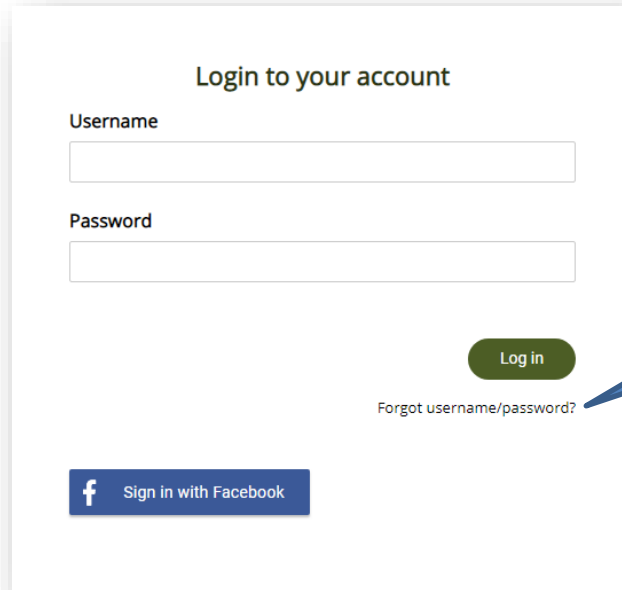
- Title: Login to your account
- Username: A text input field.
- Password: A text input field.
- Log in: A green button.
- Forgot username/password?: A link below the password field.
- Sign in with Facebook: A blue button with the Facebook logo.

Things to Note:

- Connecting and Disconnecting FaceBook is done on the Profile page in the Fundraising Hub. It can also be done during registration.
- If no Registrant is connected to the FaceBook credentials or account, the user will see an error. The Registrant will need to first associate their Fundraisng Hub to a FaceBook account on the Profile Page.
- This functionality is fully functional on Mobile Devices
- Users can only connect their FaceBook to a single registrant (ConstituentID)

Peer-to-Peer Fundraising HUB – Forgot Password

We have added Forgot Username/Password option to the login page. Users are now given the option to reset their password. An email will be sent to the user with the option to reset their password.




Login to your account

Username

Password

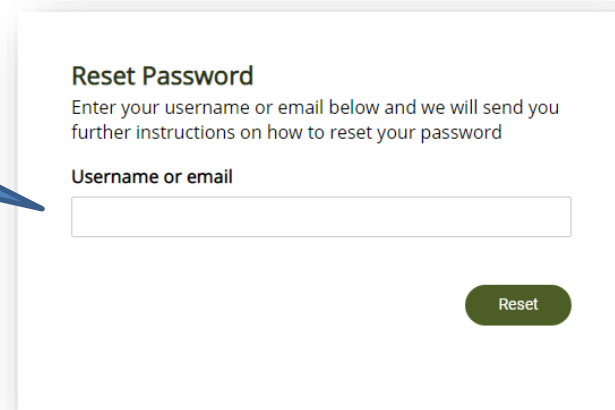
[Log in](#)

[Forgot username/password?](#)

 [Sign in with Facebook](#)

Forgot
username/password
options.

User can enter a valid
username or email
address.

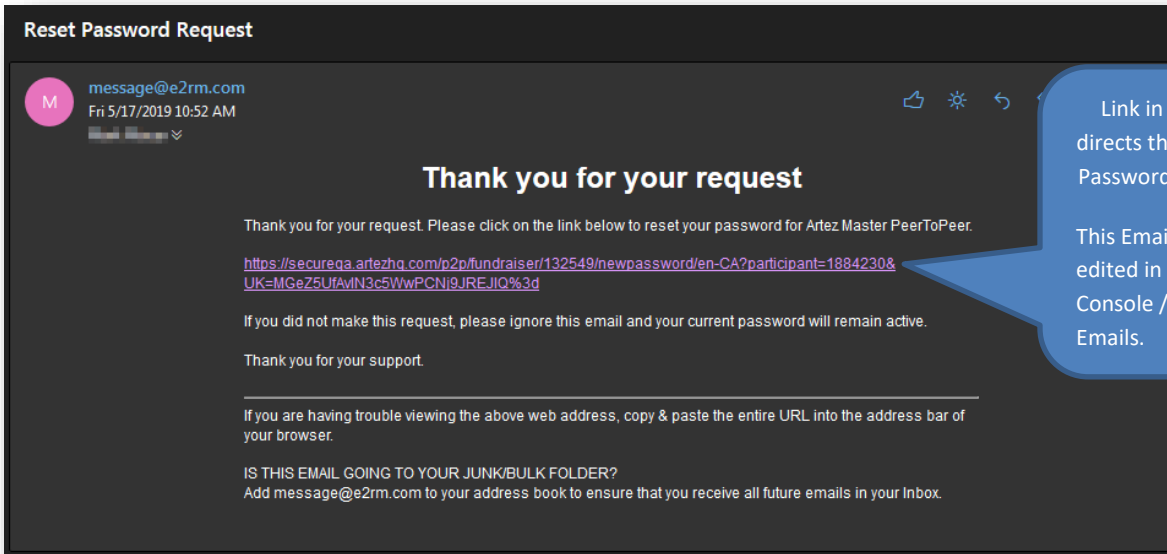


Reset Password

Enter your username or email below and we will send you further instructions on how to reset your password

Username or email

[Reset](#)



Link in Email that directs the user to the Password Reset page.

This Email can be edited in the Admin Console // Event // Emails.

The form is titled 'Enter new password'. It contains three input fields: 'Username', 'New password *', and 'Confirm new password *'. Below the fields is a green button labeled 'Change password'.

Enter username and new password to change you password.

Bugs & Minor Enhancements:

Minor Enhancements:

- Updated the Billing report to display all records in UTC (Universal Time Coordinated)
- Updated the Registration Detail Reports to include RegistrationID & Username columns in the Report Customization

Bugs:

- Resolved an Issue where Shortfall could not be charged after Minimum Fundraising registration type was utilized.